

Sarcophagus V2 Testnet User Incentive Distribution Proposal

The purpose of this proposal is to finalize the amount of \$SARCO tokens as incentive that each address will receive for the V2 testnet testing period, and fund a distribution contract for these addresses to claim from. This contract will also be used to distribute the bonding incentives for node operators from the [Node Network Kickstart Plan](#).

Outline

Testnet user testing was segmented into 2 tiers, Tier 1 and Tier 2. Each tier receives a different amount based on the task outlines for each below. Node operators will receive 1000 \$SARCO based on the Kickstart Proposal outline, plus any incentives earned from testing.

Testing Announcement and Reward Tier Outlines

Original Post (Discord) on 03/08/2023

<https://discord.com/channels/753398645507883099/884881157664149546/1083178047307522158>:

Once all steps were completed, and feedback was received, The number of addresses who qualified based on the given criteria are as follows:

Tier 1: 497 addresses

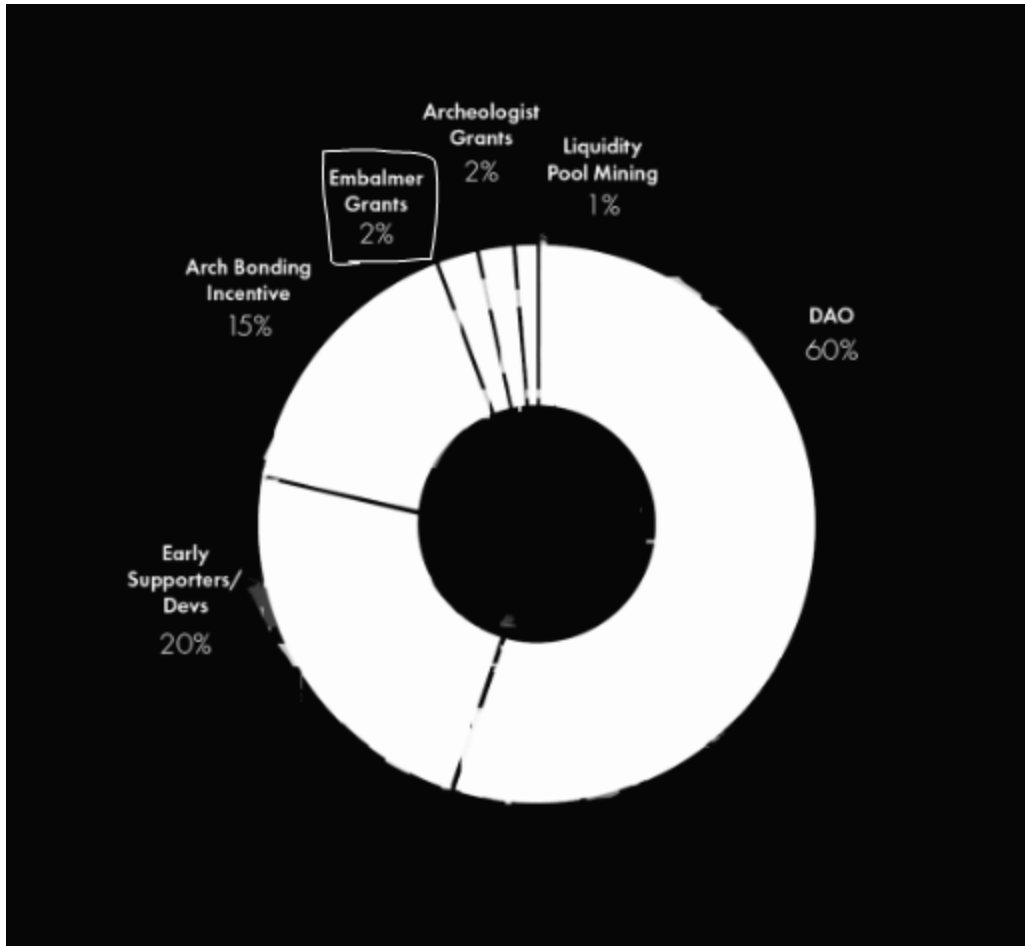
Tier 2: 4651 addresses

Tier 2 will receive 300 \$SARCO each.

Tier 1 will receive 100 \$SARCO each.

Total funding = 1,395,300(Tier 2) + 49,700(Tier 1) = 1,445,000 \$SARCO

The total allotted budget on the DAO for this incentive was 2 million \$SARCO as seen on this graph. (2% of 100 million is 2 million)



This means the current funding will use just under 75% of the total allotted, which allows for further user incentives on mainnet.

Distribution Method

Funding (1,445,000 \$SARCO) for this task will be moved to the Ambassador subDAO at address `0xe74fC9DFc587241daD8A82aB50208355685D2b4C`, then combined with the node bonding incentive allotment, and deposited into a Uniswap Merkle claim contract. All qualified addresses will be whitelisted to claim on this contract for the amounts mentioned based on their Tier of task completion(Tier1,Tier2, Node Operator).

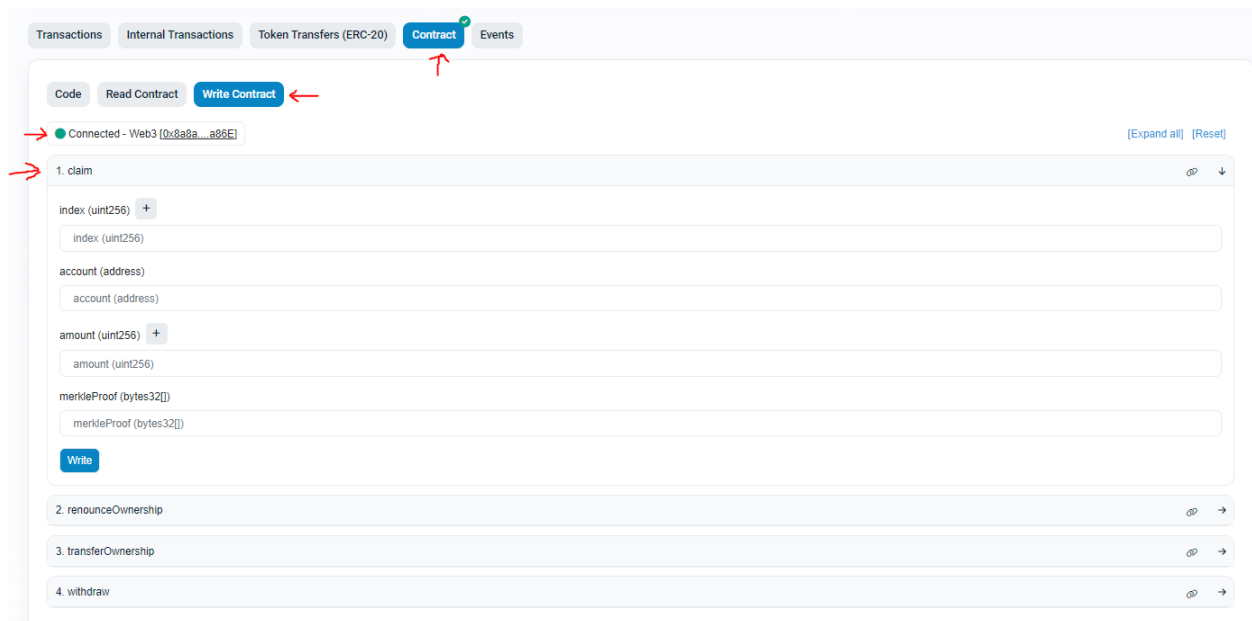
How To Claim

First, find your address (use ctrl+f to search the form) and it's merkle proof of participation on this list: [📄 Testnet Incentive Collection Details](#)

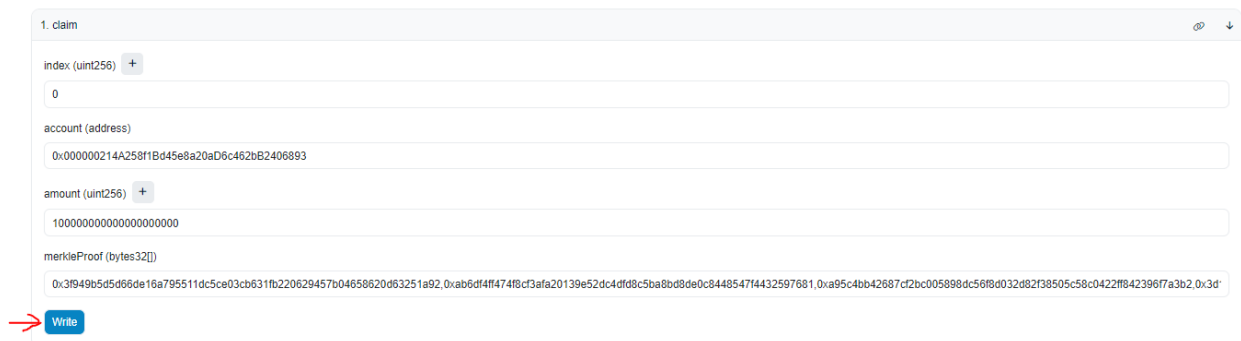
Once your information is located, go to Etherscan here to connect to the claim contract:

<https://etherscan.io/address/0x9EED40BA17c27A8CFbe6eC3aa7A418aF54e34B91#writeContract> (contract address: 0x9EED40BA17c27A8CFbe6eC3aa7A418aF54e34B91)

Once there, select the “Contract” tab, select “Write Contract”, select the “1. Claim” drop-down, then connect a wallet you would like to use for claiming the incentives. This can be any wallet, and isn’t required to be the same wallet that is receiving the tokens. The \$SARCO tokens will be deposited to the address entered, as listed on the form, but any address can pay the gas to claim them.



Copy the data from the excel sheet on the line with your address into each corresponding line on the etherscan “Claim” dropdown.



Once you have entered the full data from the sheet on each line, select "write". Your wallet will open and ask for you to approve the transaction. This transaction will write the data you entered to the contract, and claim the associated \$SARCO tokens.

Once complete, you can select to view the transaction and confirm the tokens were deposited to your wallet.

This claim contract will be open until Jun-14-2025 01:40:11 PM +UTC(2 years) for users to claim their incentive. Once this date has passed, the remaining \$SARCO will be swept back into the DAO.